





# SUZUKA<sup>®</sup>


COMPANY PROFILE



[suzukainternational.co.th](http://suzukainternational.co.th)

  [suzukathailand](#) | Hotline : (+66) 088-1388-666





**SUZUKA®** is a design. A practice of constructing. A theory in creativity. An improvement in lifestyle.

SUZUKA® is a vision. A mastery rooted in refinement. An idea being born. A tradition of merit.

SUZUKA® is an arrangement of art. A landscape of technical expertise. An exploration of aesthetics. A shift forward in technology.

SUZUKA® is a feeling of composure. A balance in texture. An attention to detail. A manner of elegance.

SUZUKA® is a promise of reinvention. The colour of passionate red. A culture of beauty. A stroke of ambition.

SUZUKA® is a rhythm. An artist's heartbeat and song. A devotion to craftsmanship. A colourful, bursting movement.

SUZUKA® is a contemporary concept. A love affair with architecture. The photo from atop a mountain. A structure of fortitude.

**SUZUKA®**  
*is a story*

# TABLE OF *contents*

About Us	5
Company History	7
Why Choose Us / Certificate	9
SUZUKA® Showroom	11
Project References	13
•SUZUKA® Around The World	
•Our Products	
• KASTONE®	
Brick Collection	19
Stone Veneer Collection	39
Grouting Material	61
Stonecare	63
• Coatings	
Trowel Stone	65
KastPanel	79
ECES	83
Strato	87
Modena Coating	97
SGM	101
Texture Coating	105
Jumbo Spray Tiles	113
• KastBond	115
• Product Coming Soon	117
• KASTONE® 3D Air Panel	121



A LITTLE BIT

# About Us

**SUZUKA®** is one of South East Asia's leading manufacturers in decorative building materials, merging the worlds of architecture, technical expertise, and creative know-how. We specialize in an ever-growing range of artificial stone and brick veneers, texture coatings, and waterproofing materials.

SUZUKA® ensures top-notch quality when it comes to designing, manufacturing, supplying and applying our products. We believe that buildings are made to last, so why shouldn't its materials? We'd like to do it right the first time.

More than that, we also value the importance of aesthetics and innovation at every step of the process. Our research and development teams continuously think outside of the box and strive to reinvent the architectural landscape.

Our veneers, coatings and waterproofing materials are constructed to be versatile in every way. They are designed for various types of surfaces, and can be applied both indoors and outdoors. While many opt to use our products for commercial buildings and projects, many end-consumers also choose our materials for individual home settings

Within the past decade, SUZUKA® has become an international supplier to number of regions, including Australia, Singapore, Saudi Arabia, Thailand, Cambodia, Qatar, the United Arab Emirates, Bahrain, Indonesia, and West Africa. To experience why SUZUKA® products are trusted around the world, choose from our extensive collection of coatings and artificial veneers.



OUR  
*History*  
EST.1977



**1940's  
JAPAN**

It all started in Japan. SUZUKA® was established shortly after World War II, named after the city it resided in. There, SUZUKA® manufactured texture coatings for the emerging Japanese landscape, steadily making its mark among the building industry.



**1977  
TAIWAN**

In 1977, SUZUKA® ventured to Taiwan, where the company made its grand debut in the country producing and supplying texture coatings for the flourishing architectural market.



**1997  
MALAYSIA**

SUZUKA® expanded again to Kuala Lumpur in 1997. The city's burgeoning industrial sector rendered Malaysia the perfect opportunity for SUZUKA® to widen its selection of products, contributing to the inception of the KASTONE Collections and KASTBOND Waterproofing.



**2011  
SHANGHAI**

In 1999, SUZUKA®'s rapid company growth demanded yet another expansion. Due to the thriving development in China, our next stop became the city of Shanghai. SUZUKA®'s successful progress in the Chinese construction markets quickly led to the establishment of additional factories.



**2016  
THAILAND**

SUZUKA® is forever growing. Our most recent move is to Bangkok, Thailand. Our newly established production line and office branch are ready to serve the emerging Thai building industry.



# WHY CHOOSE *Us*

SUZUKA® believes in creating durable building materials. Our products are armed with protection against UV damage, water seepage, outside weather conditions, and stains. By choosing to use quality goods, you can lower potential maintenance costs in the future.

# OUR *Certificates*

Our products exceed international quality and safety standards. In addition to being an ISO 9001 certified company issued by BM TRADA, we also carry a wide selection of SIRIM QAS certified products and a range of environmentally-friendly products certified by Singapore Green Label and SIRIM Eco-Label.



## ISO 14001 & ISO 9001

ISO 14001 and 9001 are the most internationally recognized certifications for Quality Management Systems. The standards requires companies to maintain a high level of quality in their facilities, employees, training, services, and



## Singapore Green Label

Established in 1992, and overseen by the Singapore Environment Council (SEC), Singapore Green Label is the country's highest standard and certification for environmental products



## SIRIM

SIRIM standards are considered the leading criteria in Malaysia. The SIRIM QAS International certification measures the quality, safety and reliability of our products, and the SIRIM Eco-Label ensures our products' safety towards the

# SUZUKA® *Showroom*

Come experience our latest SUZUKA® showroom. We have an open-door policy and we'd love to see you here. Our showroom strays a little from the traditional side – in fact, we like to call it an interactive space. After all, it was born out of a conceptual idea.

Here at the showroom, you can find panels of our products complemented with sofas and warm ambient lighting for casual conversation. You can also enjoy a latte at our espresso café bar and sit against the backdrop of our brick façade walls and the Manhattan sunset skyline. While you tune in to the jazz music playing in the background, you can browse our wide selection of stone veneers, or you can also play a game foosball while you take a break from viewing our variety of texture coatings. Or, you can always ride around on our bicycle should walking ever feel too boring for you. Interesting combination, right?

## "TO CAPTURE THE INTERACTION BETWEEN DESIGN AND LIVING"

Our intention in creating this feature showroom is to capture the interaction between design and living. We believe that one shapes the other, so viewing both in tandem is important.

After all, the materials you pick – from concrete panels and coatings, to stone veneers and brick façades – will determine the atmosphere of your environment, whether it is your home, office, or a public area. Therefore, the play between design and living is integral to a harmonious balance wherever you are. When viewing the products at our showroom, you should be able to experience them as you would anywhere else.



# Project

## REFERENCES














Wall Painted by: Strato Cement Texture

## (Residential - Village)

-  1 Indy by Land and Houses
-   2 Ladawan by Land and Houses
-  3 Nantawan by Land and houses
-  4 Manthana by Land and Houses
-  5 Villaggio by Land and Houses
-  6 The Landmark by Land and Houses
-  7 Siwalee by Land and Houses
-  8 Anya by Land and Houses
-  9 Grand Home by Sena
-  10 Grand Bangkok Boulevard by SC Asset
-  11 Anasiri by Sansiri
-   12 Saransiri by Sansiri
-  13 Narasiri by Sansiri
-   14 Perfect Residence by Property perfect
-  15 Perfect Place by Property Perfect
-  16 The Grand by Frasers Property
-  17 Golden Town by Frasers Property
-  18 Golden Neo by Frasers Property
-   19 Britania by Origin
-   20 Brighton by Origin
-  21 Unio Town by Ananda
-  22 Life in the Garden by Life and Living
-  23 Baan RimKhao by Life and Living
-  24 Asara Grand Hill By Asara development
-  25 The Legend by Top Land Assets
-  26 Bistro Park - Pattaya
-  27 Huahin Grand Hill
-  28 Somsiri Village
-  29 Nature Park - Phanatnikhom
-  30 The Britt - Chiangmai
-  31 Toscana Khaoyai



## (Residential - Condo)

-   31 A Space Me by Areeya Property
-  32 Mayfair Place - Sukhumvit 50
-  33 Lat Phrao 101 - Lat Phrao
-  34 Palm Spring - Chiangmai
-  35 Pentafields - Sukhumvit 50
-  36 The Light - Sukhumvit 64
-  37 Knights Bridge Space by Origin
-  38 The Crest by SC Asset
-  39 Centric Ratchayothin by SC Asset
-  40 Kave Town Shift
-  41 Waterford - Sukhumvit 50
-  42 Mazarine - Ratchayothin
-  43 IDEO Q Sukhumvit 36 by Ananda
-  44 The Grand Settawan
-  45 The Hill by Sian Intra
-  46 Sindhorn Village by Siam Sindhorn



## (Industrial Factory)

-  47 Jinpao Factory - Bangpoo
-  48 TADA Thailand - Rayong
-  49 Aero Technology - Pathum Thani
-  50 Shibusan Thailand - Pathum Thani

## (Office Building)

-  51 The TARA by CP All
-  52 Sardex Tower

## (Healthcare and Hospital)

-  53 Piyavate Hospital
-  54 Diet Doctor Center

 Brick & Stone Veneer

 Texture Paints



## (Community Mall)

- 55 The Mall
- 56 Terminal 21
- 57 Central Plaza
- 58 Central Wolrd
- 59 Market Place
- 60 Porto Go - Bang Pa-in
- 61 Ruamchok Mall - Chiangmai
- 62 Blue Tree - Phuket
- 63 Reignwood Park
- 64 201 Avenue
- 65 Nomjit Plaza
- 66 Field Good
- 67 The Market Bangkok

## (Hotel and Resort)

- 68 Hilton
- 69 Matadee Resort
- 70 Island Escape by Burasari
- 71 Triple Trees Hotel
- 72 My Beach Resort Phuket
- 73 Kimpton Maa-Lai
- 74 Mini Hotel - Sathorn
- 75 Rarin Villas - Chiangmai
- 76 Prime town at Phuket

## (Schools)

- 77 St Andrews International School
- 78 King's College International School Bangkok
- 79 Concordian International School

## (Government)

- 80 Depa Thailand (IOC) - Chonburi

## (Public Transportation)

- 81 MRT Yellow Line
- 82 Phuket International Airport
- 83 Sky Lane Suvarnabhumi Airport

## (Chain Store)

- 88 Starbucks
- 89 Pharmacy Lab
- 90 Pizza Hut
- 91 Domino's Pizza
- 92 Taxes Chicken
- 93 PPT Station
- 94 Amazon Cafe
- 95 Fitness First
- 96 El Barrio Lanna- Chiangmai
- 97 Potluck Family Hotpot
- 98 Karayama Japanese Restaurant
- 99 Hill Mare by Khao Sam Muk Restaurant
- 100 SO-U Nail Salon
- 101 Min X
- 102 Chariot Pub & Restaurant
- 103 BOYY
- 104 Dunkin Donuts
- 105 ADIDAS
- 106 Converts
- 107 KFC
- 108 Mc Donals

## (Showroom)

- 84 Audi Showroom
- 85 Mercedes Benz Showroom
- 86 Toyota Showroom
- 87 ISUZU Showroom
- 109 Paul Smith
- 110 AKA
- 111 Burger King
- 112 Swensen
- 113 The Cassette Music Bar
- 114 Au Bon Pain
- 115 Cotton On
- 116 TOM N TOM
- 117 Breitling
- 118 Nautair
- 119 Chimney Coffee House
- 120 Snaps Bistro & Bar
- 121 Buddhi Belly
- 122 Pino Latte Cafe
- 123 Kyo Roll En
- 124 Chonburi Fitness
- 125 Cub House
- 126 The Village Farm Cafe
- 127 Zwilling
- 128 Fuji Japanese Restaurant
- 129 Hangetsu Omakase
- 130 DSC Amata
- 131 Unatoto Japanese Restaurant at Siam Paragon

 Brick & Stone Veneer

 Texture Paints

**SUZUKA<sup>®</sup>**  
AROUND THE

*World*



**SUZUKA<sup>®</sup>**


*Products*

KASTONE • COATING • KASTBOND





Scan for open the catalog



# KASTONE®

BRICK VENEER COLLECTION


# Brick

VENEER COLLECTION

Achieve the exposed brick wall décor with our KASTONE® Brick Veneer Collection. Uniquely molded from aged bricks, this thin and light façade can easily be applied onto all kinds of surfaces, both indoors and outdoors. Varying not only in colour, size, and shape, the look of our brick façade can also transform drastically depending on the grouting of your choice.




\*Products may vary in colour due to lighting conditions and printing.



# Every brick

TELLS A STORY

KASTONE® veneers are authentic in appearance and feel, as each piece is uniquely crafted to mirror natural stones and bricks. Comprised only of premium raw materials, our veneers' lightweight and durable nature streamlines the installation process while minimizing costs and maintenance work.



BK-3110	BK-3111	BK-3112
BK-3113	BK-3114	BK-3115
BK-3116		




**BK-31**  
SERIES  
W6.5 x L21 cm)

\*Products may vary in colour due to lighting conditions and printing.

BK-3111



BK-3116



BK-3114

BK-3111



LOFT BRICK  
BK-31

BK-3114



BK-3111



BK-3113



**BK-31**  
SERIES  
(W6.5 x L21 cm)

\*Products may vary in colour due to lighting conditions and printing.




BL-6106

# Lite, Airy

MADE YOU FEEL EASY

At a fraction in thickness & weight, KASTONE® Lite (BL-61 series) is easy and fast to install. It gives a more polished and sleek finish with less texture.



NEW!

PRE-ORDER

**BL-61**  
SERIES

(W6.5 x L22 cm)



BL-6108

BL-6101

BL-6104



AR-3001

KASTONE® Air's (AR-30 series) semi-flexibility allows application onto curved surfaces (Diameter 35cm+) without cracking. It can be cut or trimmed with scissors and ideal for DIY.

AR-3001



AR-3002



AR-3003



AR-3004



**AR-30**  
SERIES

(W6.5 x L22 cm)

KASTONE® AIR  
**AR-30**

\*Products may vary in colour due to lighting conditions and printing.

# A brand new brick!




NEW!

PRE-ORDER

**BK-71**  
SERIES

(W6.5 x L19.5 cm)

BK-7101




BK-7102



BK-7104



BK-7105



BK-7106




BK-7108



BK-7106



BK-7102



LIME BRICK  
**BK-71**


\*Products may vary in colour due to lighting conditions and printing.

KASTONE QUIK  
**BQ-00**



PRE-ORDER



**BQ-00**  
SERIES



PRE-ORDER

**BK-41**  
SERIES

(W8.5 x L29 cm)




GRANDE  
LOFT BRICK  
**BK-41**

BK-4101

\*Products may vary in colour due to lighting conditions and printing.

USED BRICK  
**BK-90**



BK-9016



BK-9013

BK-9015

BK-9016



BK-9014

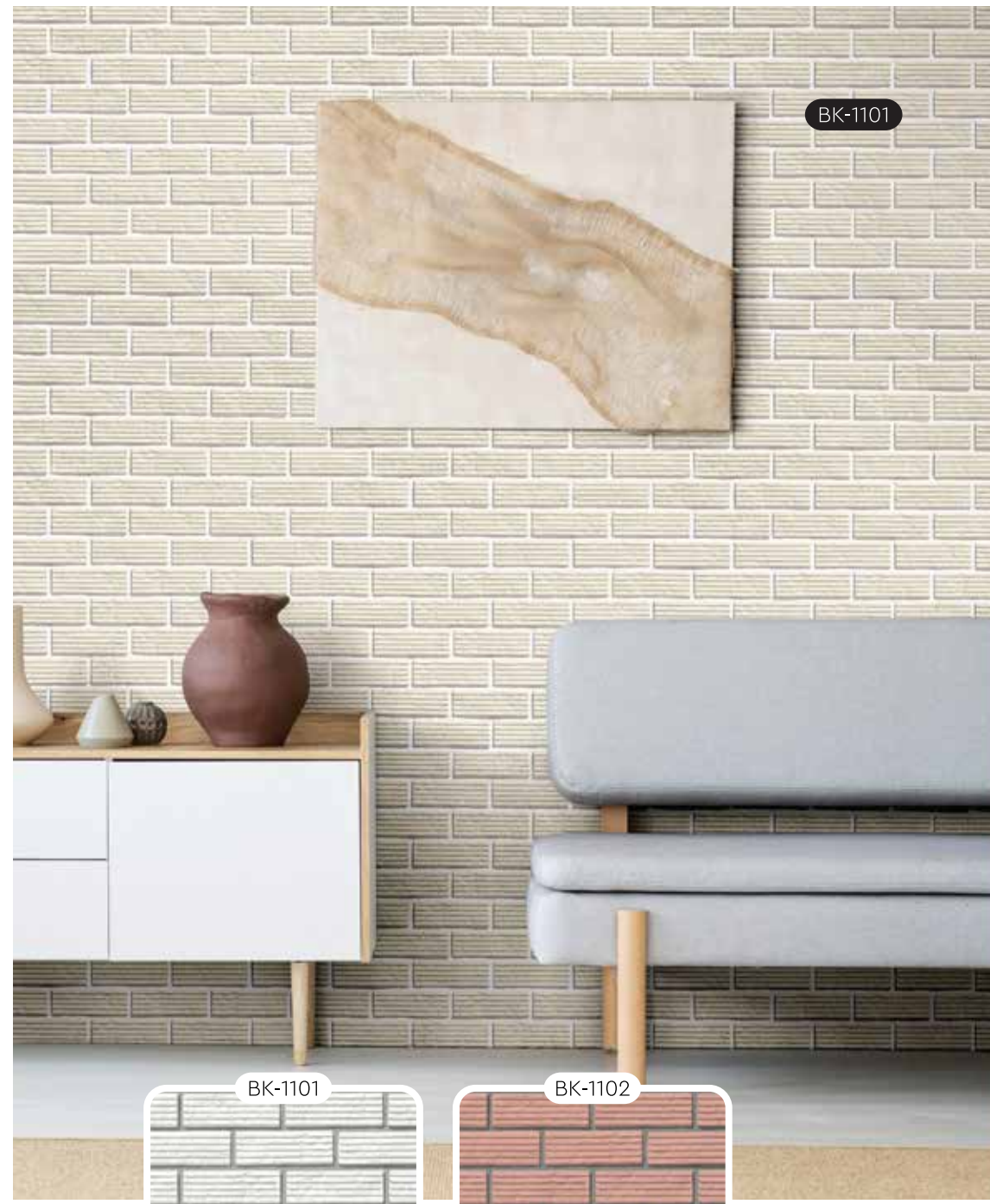


**BK-90**  
SERIES

(W6 x L18.5 cm)



BK-9016




BK-1101




**BK-11**  
SERIES  
(W6 x L18 cm)



BK-1104



BK-1101




BK-1102



BK-1103



BK-1104



BK-1201




BK-1201



BK-1202



BK-1203



BK-1204

**BK-12**  
SERIES  
(W6 x L18 cm)


ZENBRICK

BK-11/12/13/14

\*Products may vary in colour due to lighting conditions and printing.



BK-1304



BK-1301




BK-1302



BK-1303



BK-1304

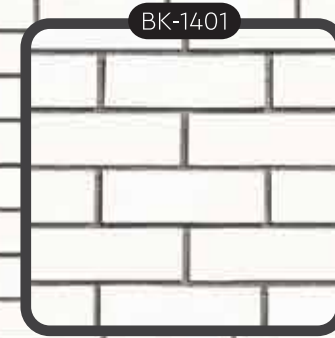


**BK-13**  
SERIES

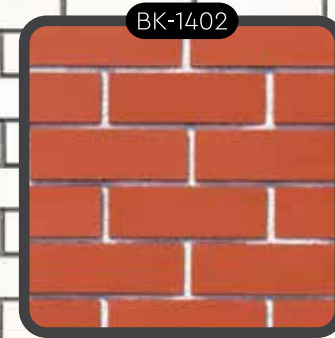
(W6 x L18 cm)



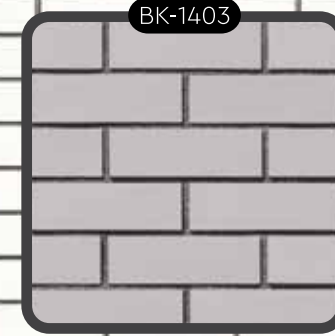
BK-1303



BK-1401



BK-1402



BK-1403




BK-1404

**BK-14**  
SERIES


(W6.5 x L20 cm)

\*Products may vary in colour due to lighting conditions and printing.


ZENBRICK  
**BK-11/12/13/14**



BK-5011



BK-5012



BK-5013



BK-5014

### BK-50 SERIES

(W9 x L20 cm)



MUSHROOM BRICK  
**BK-50**




BK-5014


\*Products may vary in colour due to lighting conditions and printing.




BK-1011




BK-1011



BK-1012



BK-1013



BK-1014

BALINESE  
BRICK

**BK-10**



BK-1011



### DS-10 SERIES

(W5 x L19 cm)



Scan for open the catalog

# KASTONE®

STONE VENEER COLLECTION

## Stone VENEER COLLECTION

Whether you're building a condominium, office, villa or just revamping your living room, the KASTONE® Stone Veneer Collection will give your space a timeless look. We carry a full range of finishes, completed with a variety of colours and textures, suiting any of your design needs.



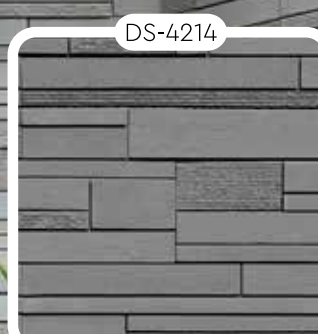



\*Products may vary in colour due to lighting conditions and printing.

# Classic Stones



DO TELL SOME TALES

## DS-42 SERIES

(W20 x L60 cm)



MODULAR ZEN  
**DS-42**



## DS-43 SERIES

(W20 x L60 cm)

MODULAR  
GRANITO  
**DS-43**


DS-4311

\*Products may vary in colour due to lighting conditions and printing.

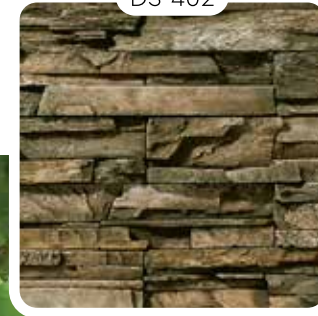
DS-403

PLATINUM LEDGESTONE


DS-40



DS-401



DS-402



DS-403



NEW!

★ PREMIUM

**DS-40**  
SERIES

(W10 x L20, 30, 50 cm)



DS-402

\*Products may vary in colour due to lighting conditions and printing.



**NEW!**

**WS-300**  
SERIES  
(W12 x L60 cm)



# Every stone

HOLDS GREAT HISTORY

WS-3001

VINTAGE RANCH  
**WS-3000**


\*Products may vary in colour due to lighting conditions and printing.

VICTORIAN  
LEDGESTONE


# DS-01



DS-0112




DS-0111



DS-0112



DS-0115




DS-0116

## DS-01 SERIES

(W10 X L20, 30, 50 cm)




DS-8011




DS-8012




DS-8013



DS-8014




DS-8015



DS-8016

## DS-80 SERIES

(W9 x L19, 28, 48)  
(W7 x L19, 28, 48)  
(W5 x L19, 28, 48)



DS-8013

WEATHERED  
LEDGESTONE

# DS-80


\*Products may vary in colour due to lighting conditions and printing.




DS-3011



DS-3014




DS-3015



DS-3016

### DS-30 SERIES


(W12 x L40 cm)



DS-3014


COUNTRY  
STACKED STONE  
**DS-30**

\*Products may vary in colour due to lighting conditions and printing.




DS-0015

VINTAGE  
LEDGESTONE  
**DS-00**



DS-0011



DS-0012



DS-0015




DS-0016

### DS-00 SERIES


(W10 X L20, 30, 50 cm)






DS-0912


ROCKFACE STONE  
**DS-09**



DS-0911



DS-0912



DS-0913



DS-0913




**DS-09**  
SERIES

(Variety & random sizes)




**DS-04**  
SERIES

(Variety & random sizes)



DS-0411



DS-0412




DS-0413



DS-0414



DS-0415




DS-0413

CASTLE STONE  
**DS-04**

\*Products may vary in colour due to lighting conditions and printing.




DS-0611



DS-0611



DS-0612



DS-0613



DS-0614

RIVER STONE  
**DS-06**




### DS-06 SERIES

(Variety & random sizes)




DS-0712

RIVER STONE  
**DS-07**



DS-0711



DS-0712



DS-0713



DS-0714


### DS-07 SERIES

(Variety & random sizes)



\*Products may vary in colour due to lighting conditions and printing.

RUSTIC  
STACKED STONE  
**DS-02**



**DS-02**  
SERIES

(Variety & random sizes)





DS-021

DS-0214

PRE-ORDER

**DS-22/23**  
SERIES

(DS-22: W19 x L19 cm)  
(DS-23: W9.5 x L19 cm)



WOODEN PAVER  
**DS-22/23**

DS-2211  
DS-2311

\*Products may vary in colour due to lighting conditions and printing.



PS-2001



PS-2002



PS-2004




PS-2006

PRE-ORDER

### PS-200 SERIES

(W15 x L50 cm)




PS-2001

# MODULAR LEDGESTONE PS-2000




DS-0812



DS-0811




DS-0812



DS-0813



DS-0814



DS-0815



DS-0816

### DS-08 SERIES

(Variety & random sizes)



# LIME STONE DS-08

\*Products may vary in colour due to lighting conditions and printing.

# KASTONE® Topcoat Stone Care

Topcoat for stone & other masonry surfaces for extra protection and durability.



## Concrete SuperSeal :

*(High Gloss Finish)*

Exhibits outstanding color acceptance. Special features: 10 years guarantee Non Yellowing



## High Gloss Finish :

An acrylic solvent-based topcoat that allows colour-enhancement and a glossy finish.



## Natural Finish :

An environmentally-friendly water-based topcoat that maintains the original colour.

### Features :



Easy Application



High Adhesion



Stain Resistance & Easy Cleaning



UV Resistance



Long Lasting & High Endurance



Water, Algae & Fungus Resistance

**Coverage:** 7 ~ 10sqm per Litre

**Suitable for:**  
SUZUKA KASTONE® & Trowel Stone products



DS-3016



• Concrete imprint



• Pebble wash



• Natural stone



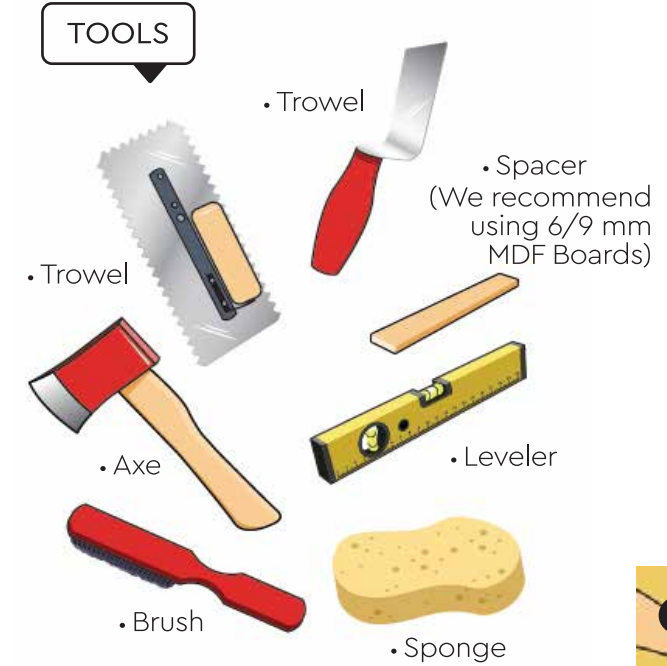
• Stone/Brick veneer



• Bricks

\*\*Not recommended for pre-sealed or non-porous surfaces, such as ceramic tile, marble, granite, porcelain and terrazzo.

# KASTONE® Installation



- a) Hack uniformly across the wall (using an axe, drill, or hammer) to create a rough & pitted texture.  
b) Clean the surface from dirt and dust.



Apply a generous layer of mortar across the wall using a notched edge of a trowel, creating a "combed" surface pattern.



Once the stones are firmly affixed, clean the surface with a dry brush to clear the stones of any dust.



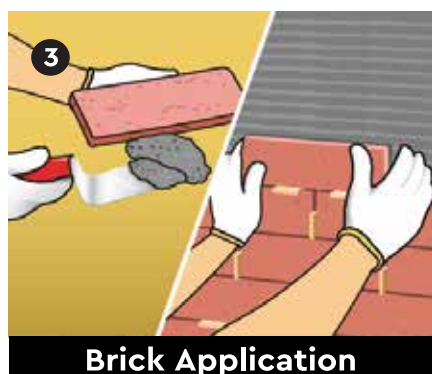
It is recommended to apply a topcoat layer of either SUZUKA® High Gloss or SUZUKA® Natural Stone Care. This helps enhance the protection of SUZUKA® Stone Veneer against dirt, oil, grease, water stains, fungus, mold and weather conditions.



Starting from the bottom of the wall & moving upwards: Apply a layer of mortar onto the back side of a stone. Press the stone firmly onto the wall & hold for a few seconds. Use spacers to ensure a level arrangement.

## STONE VENEER

## BRICK VENEER



Starting from the bottom of the wall & moving upwards: Apply a layer of mortar onto the back side of a stone. Press the stone firmly onto the wall & hold for a few seconds. Use spacers to ensure a level arrangement.



a) Clean the surface with a dry brush. Using a piping bag, apply KASTONE® Grouting between the joints. See instructions for application details. Let dry.



Wipe the surface with a damp cloth or sponge.

# Packing Data

## STONE VENEER



Series	Model	Dimension	Coverage (per box)	Weight (per box)	Boxes (per plt)
Modular Zen	DS-42 Series	W20 x L60 cm	0.72 sqm	20 kg	48
Modular Granito	DS-43 Series	W20 x L60 cm	0.72 sqm	20 kg	48
Platinum Ledgestone	DS-40 Series	W10 x L20, 30, 50 cm	1.00 sqm	36 kg	24
Vintage Ranch	WS-300 Series	W12 x L60 cm	1.00 sqm	25.2 kg	36
Victorian Ledgestone	DS-01 Series	W10 x L20, 30, 50 cm	1.00 sqm	37 kg	24
Weathered Ledgestone	DS-80 Series	Random	1.00 sqm	33kg	24
Country Stacked Stone	DS-30 Series	W12 x L40 cm	0.70 sqm	32 kg	24
Vintage Ledgestone	DS-00 Series	W10 x L20, 30, 50 cm	1.00 sqm	36 kg	24
Rockface Stone	DS-09 Series	Random	1.00 sqm	45 kg	16
Castle Stone	DS-04 Series	Random	1.00 sqm	42 kg	20
River Stone	DS-06 Series	Random	1.00 sqm	45 kg	16
River Stone	DS-07 Series	Random	1.00 sqm	45 kg	16
Rustic Stacked Stone	DS-021 Series	Random	1.00 sqm	45 kg	16
Wooden Paver	DS-22 Series	W19 x L19 cm	0.50 sqm	17 kg	48
Wooden Paver	DS-23 Series	W9.5 x L19 cm	0.55 sqm	17 kg	48
Modular Ledgestone	PS-200 Series	W15 x L50 cm	0.90 sqm	34 kg	24
Lime Stone	DS-08 Series	Random	1.00 sqm	45 kg	16

\* The packing coverage and length listed for DS-06, DS-07, DS-09, DS-22, DS-23 series are inclusive of groove line application.

\* Please allow a +/- 5% tolerance for stone size and colour.

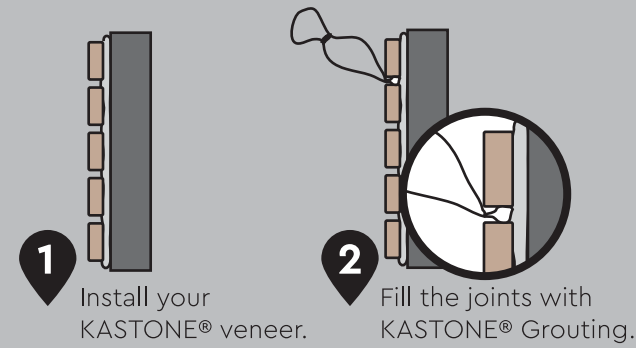
## BRICK VENEER

Series	Model	Dimension (cm)	Coverage (per box)	Weight (per box)	Boxes (per plt)
Loft Brick	BK-31 Series	W6.5 x L21	1.00 sqm	22 kg	48/plt
KASTONE® Lite	BL-61 Series	W6.5 x L22	0.80 sqm	6 kg	120/plt
KASTONE® Air	AR-30 Series	W6.5 x L22	1.00 sqm	5.5 kg	144/plt
Lime Brick	BK-71 Series	W6.5 x L19.5	0.85 sqm	21.3 kg	32/plt
KASTONE® Quik	BQ-00 Series	W42.5 x L25	0.85 sqm	16 kg	48/plt
Grande Loftbrick	BK-41 Series	W8.5 x L29	0.85 sqm	20 kg	48/plt
Used Brick	BK-90 Series	W6 x L18.5	1.19 sqm	23 kg	40/plt
Zenbrick	BK-11/12/13 Series	W6 x L18	1.00 sqm	21 kg	48/plt
Zenbrick	BK-14 Series	W6.5 x L20	1.00 sqm	22 kg	64/plt
Mushroom Brick	BK-50 Series	W9 x L20	1.00 sqm	26 kg	32/plt
Balinese Brick	BK-10 Series	W5 x L19	1.00 sqm	20 kg	32/plt

\* The packing coverage and length listed for BK-31, BK-41, BK-90, BK-71, BL-61, AR-30 and BK-11/12/13/14 are inclusive of groove line application.

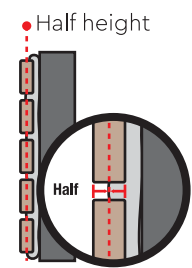
# KASTONE® Grouting Material

KASTONE® Grouting is a coloured, cementitious and sand-based grouting that is used to fill and support the joints between stones and bricks during installation. Formulated with coarse silica sand, synthetic resin, colour pigments, and water retentive additives, this durable material is applicable on any dry surface with widths between **4-15 mm**.

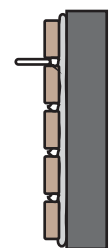


**3** Choose your preferred grouting style or finishing.

## Standard Grouting

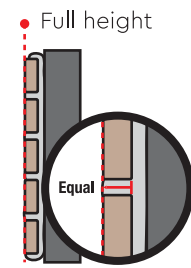


**1** Ensure the grouting level reaches half the height of the bricks.

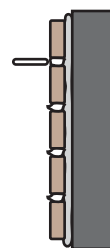


**2** Flatten the grouting with a stick.

## Full Grouting

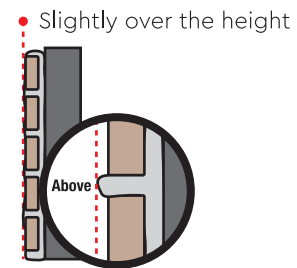


**1** Ensure the grouting level reaches the height of the bricks.

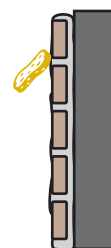


**2** Flatten the grouting with a stick.

## Over Grouting

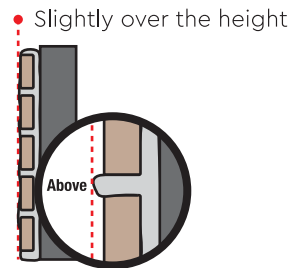


**1** Ensure the grouting level protrudes slightly over the height of the bricks.



**2** Use a sponge to smear the excess grouting across the edges of the bricks' surfaces.

## Weep Grouting



**1** Ensure the grouting level protrudes slightly over the height of the bricks.



GM-16



GM-04



GM-03



GM-11



GM-12



GM-01



## Packing:

Weight	Packing
3.5 kg / pack	4 packs / box
1 kg / pack	14 packs / box

## Coverage:

Model Code	Coverage (sqm/kg)	Depth (mm)	Width (mm)
BK-31	0.22 ~ 0.24	6 ~ 7	10
BL-61	0.28 ~ 0.33	3	10
AR-30	0.28 ~ 0.33	3	10
BK-71	0.22 ~ 0.24	6 ~ 7	10
BQ-00	0.21 ~ 0.23	5 ~ 6	10
BK-41	0.23 ~ 0.25	6 ~ 7	10
BK-90	0.22 ~ 0.24	4 ~ 5	10
BK-11/12/13/14	0.22 ~ 0.24	4 ~ 5	10
BK-50	0.22 ~ 0.24	6 ~ 7	10
DS-02	0.14 ~ 0.16	6 ~ 8	Random
DS-06/07	0.13 ~ 0.15	6 ~ 8	Random
DS-08	0.14 ~ 0.16	9 ~ 11	Random
DS-09/20	0.17 ~ 0.19	8 ~ 10	10
Kastpanel	0 ~ 0	0 ~ 0	10

## Features



Water-resistant



Anti-cracking



Optimal for the authentic brick wall effect



Suitable for both interiors & exteriors



Available in a variety of colours & textures



Compressible & expandable (in accordance with environmental factors)

# KASTPANEL

CONCRETE  
EFFECT  
WALL PANEL



Scan for open  
the catalog

# "Ando Style"



The KASTPANEL Collection features pre-cast concrete effect panels in a variety of shades, sizes & patterns. Each piece is uniquely crafted to truly reflect the authentic feel and appearance of real, pre-cast cement.

Without sacrificing texture, KASTPANELS are also light and compact in nature, rendering them easily transportable and installable. Bringing the stark elegance of exposed concrete to your interior space has never been this quick or easy.



COLOUR A



SIZE 1

Dimension : 910 X 910 mm  
 Thickness : 11 mm  
 Weight : 7.5 – 8.0 kg/pc  
 Packing : 4 pcs/box  
 Coverage : 3.38 sqm/box

COLOUR B



SIZE 2


Dimension : 600 X 910 mm  
 Thickness : 11 mm  
 Weight : 4.5 – 5.0 kg/pc  
 Packing : 6 pcs/box  
 Coverage : 3.36 sqm/box

COLOUR C




SIZE 3

Dimension : 300 X 910 mm  
 Thickness : 11 mm  
 Weight : 2.5 – 3.0 kg/pc  
 Packing : 10 pcs/box  
 Coverage : 2.85 sqm/box



Indoor Use Only



Quick & Easy  
 Installation



Easy to Clean



Lightweight



Eco-friendly




\*Products may vary in colour due to lighting conditions and printing.

# TROWEL STONE

WALL & FLOOR  
PEBBLE STONE  
COATING

TF-A-618



Scan for open  
the catalog

A unique pebble coating for walls and floors that incorporates high-tech resin with natural marble stones for a cement-free finishing.

SUZUKA® Trowel Stone's advanced formula offers excellent resistance against rough weather conditions, UV rays, pollution, fungus, mold and algae, rendering it a suitable choice for both indoors and outdoors.



The finishing of Trowel Floor will appear darker and glossier compare to Trowel Wall due to the different nature of the adhesive used during the application.



TF-A-602

TROWEL STONE  
Trowel Stone

# Type A

## STONE SIZE


- 1.5 mm - 2.0 mm

## COVERAGE

- TW 3.5 - 4.5 sqm (25 kg/drum)
- TF 2.5 - 3.5 sqm (14.5 kg/drum)

## THICKNESS

- TW 2.0 mm to 3.0 mm
- TF 2.5 mm to 3.5 mm



TF/ TW

A-601



TF/ TW

A-602




TF/ TW

A-603



TF/ TW

A-604



TF/ TW

A-605



TF/ TW

A-606



TF/ TW

A-607



TF/ TW

A-608



TF/ TW

A-609

\*Products may vary in colour due to lighting conditions and printing.



TF/ TW

A-610



TF/ TW

A-611



TF/ TW

A-612



TF/ TW

A-613



TF/ TW

A-614



TF/ TW

A-615



TF/ TW

A-616



TF/ TW

A-617



TF/ TW

A-618



TW-A-616



# B

## Type B

STONE SIZE :  
• 2.0 mm - 3.5 mm

COVERAGE :  
• TW 3.5 - 4.0 sqm (25 kg/drum)  
• TF 2.5 - 3.5 sqm (17.5 kg/drum)

THICKNESS :  
• TW 3.0 mm to 4.0 mm  
• TF 3.0 mm to 4.0 mm



TF/ TW B-701



TF/ TW B-702



TF/ TW B-703



TF/ TW B-704



TF/ TW B-705



TF/ TW B-706

\*Products may vary in colour due to lighting conditions and printing.



TF-C-810

TROWEL STONE  
*Trowel Stone*

# Type C

**STONE SIZE :**

- 3.5 mm - 4.5 mm

**COVERAGE:**

- TW 2.5 - 3.5 sqm (25 kg/ drum)
- TF 2.5 - 3.5 sqm (21.5 kg/drum)

**THICKNESS :**

- TW 3.0 mm to 5.0 mm
- TF 4.0 mm to 5.0 mm



TF/ TW

C-801



TF/ TW

C-802




TF/ TW

C-803



TF/ TW

C-804



TF/ TW

C-805



TF/ TW

C-806



TF/ TW

C-807



TF/ TW

C-808



TF/ TW

C-809

\*Products may vary in colour due to lighting conditions and printing.



TF/ TW

C-810



TF/ TW

C-811



TF/ TW

C-812

## TROWEL STONE PACKING DATA




### TROWEL WALL

Product	Packing	Coverage/drum
TYPE A	25 kg/set	3.5 – 4.5 sqm
TYPE B	25 kg/set	3.5 – 4.0 sqm
TYPE C	25 kg/set	2.5 – 3.5 sqm
TW-Binder (Resin only)	6.5 kg	Drum Mixture
TW-Primer – 4L	4L/drum	18 – 22 sqm
TW-Primer – 18L	18L/drum	80 – 100 sqm

### TROWEL FLOOR


Product	Packing	Coverage/drum
TYPE A	14.5 kg/set	2.5 – 3.5 sqm
TYPE B	17.5 kg/set	2.5 – 3.5 sqm
TYPE C	21.5 kg/set	2.5 – 3.5 sqm
TF-Binder + Primer	2 kg/set	Drum Mixture
TF-Primer	500g/drum	3 – 4 sqm



TW-C-809

# ! IMPORTANT

- It is important that a correct paddle drill mixer is used for the best result.
- Use stainless steel trowel to avoid stains and maintain color consistency.



### Caution Tips For Trowel Wall & Floor:

- The materials may detach from the surface if the application is overly thick.
- A stainless steel trowel is highly recommended to prevent rust from adhering to the materials.
- Different surfaces require different types of undercoats (i.e. wooden surfaces require a wood undercoat).
- Trowel Stone products cannot be applied on glass surfaces, metal surfaces, underground areas and water accumulated areas.
- Always protect and cover the products during the curing period from wind, water, smoke and dust until fully dried.
- As Suzuka uses all-natural pebbles, we recommend making a one-time order to ensure colour consistency.
- Should you wish to apply different colours on the same surface, the use of groove lines is recommended to avoid joint problems.
- Ensure application is completed edge to edge to avoid joint problems.
- Do not apply under direct sunlight or rain.

### For Trowel Wall Only:

- Apply only when the temperature is above 5°C.

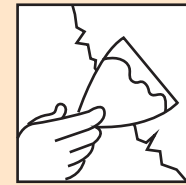
### For Trowel Floor Only:

- Apply only when the floor temperature is above 13°C and under 32°C. Do NOT apply within -15°C of dew point.
- Interior concrete floors that do not have an effective moisture vapor retarder may lead to moisture vapor transmission and high levels of alkalinity (which causes blistering and failure of the coating system).
- New concrete requires 28 days curing time and preferably a broom swept finish prior to coating.
- Please ensure the floor is fully dried (with no traces of moisture) before applying Suzuka TF.
- Not recommended for driveways and areas with heavy duty use.



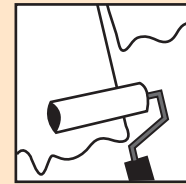
Scan for video demonstration

## Trowel Wall (TW) Application



### 1. Surface Preparation:

All surfaces must be clean and free from loose or peeling paint, grease, dirt, dust, oil and other foreign objects. Scrape or brush all loose paint off. Seal up any cracks and level uneven surfaces. The surface must be completely dry.



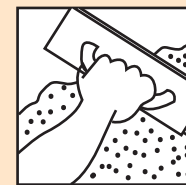
### 2. Undercoat (Optional):

Optional: Apply one layer of SUZUKA® TW-Primer before trowelling the stones on the wall, to facilitate a smooth application progress. This is especially recommended for the C Series.



### 3. Mixing Stage:

Add the appropriate amount of clean water (up to 0.3 litre) and mix SUZUKA® TW stones thoroughly with the resin before application. **Mix manually with a clean stick.**



### 4. Trowel Stage:


Lay the prepared SUZUKA® TW on the wall with a clean stainless steel trowel. Remove all excess SUZUKA® TW stones (keep the trowel at an edged angle in order to level the thickness).



**Important Tip:** Always keep your stainless steel trowel clean during application.

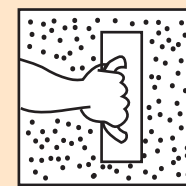


**Optional:** Adhesive primer available for tough application area. Please contact our sales representative for more information.




### 5. Absorbing Stage (Important):

Wait 10–20 minutes (depending on the environmental temperature & humidity). Use a semi-dry roller (dipped in water & squeezed dry) to absorb any excessive resin on the surface. This is to get a clear appearance, avoid patchiness & color difference.




### 6. Leveling Stage:

After 10–20 minutes, push the trowel onto all surfaces to compress them. Apply proper protection until the surface is fully dry (24 hours).



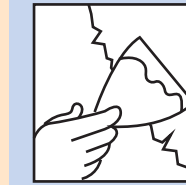
### 7. Topcoat Stage (Optional):

It is recommended to apply a topcoat layer of SUZUKA® Stone Care, either natural or glossy, after the surface has dried (after 24 hours). This helps enhance the protection of SUZUKA® TW against dirt, oil, grease, water stains, fungus, mold and weather conditions.



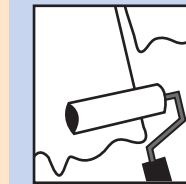
### Curing Time:

- Pot Life: 1 week
- Touch dry: 4 hours
- Hardened: 24 hours
- Final Curing: 3 days



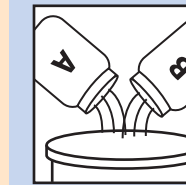
### 1. Surface Preparation:

All surfaces must be clean and free from loose or peeling paint, grease, dirt, dust, oil and other foreign objects. Scrape or brush all loose paint off. Seal up any cracks and level uneven surfaces. The surface must be completely dry.




### 2. Priming Stage:

Apply SUZUKA® TF-Primer by brush or roller on the floor. It is recommended to apply by sections to prevent the primer from drying. **\*If the stone mixture is applied when the primer has already dried, it will reduce the inter-coat adhesion between the stones and the surface.** In a semi-dry condition, after 2-5 minutes, apply the stone mixture on the primer.




### 3. Mixing Stage 1 - Binder:

Thoroughly mix SUZUKA® TF binder Part A and Part B by slow stirring for 1-2 minutes until clear.




### 4. Mixing Stage 2 - Binder + Stones:

Mix the prepared binder with natural stones in a clean container according to the ratio. Stir with paddle drill mixer for 1-2 min only. Ensure all stones are covered in the binder to prevent loosened or detached stones.




### 5. Trowel Stage:

Lay the prepared SUZUKA® TF on the floor with a stainless steel trowel. Remove all excess SUZUKA® TF stones (keep the trowel at an edged angle in order to level the thickness). Leave the surface to dry for 24 hours.



### 6. Topcoat Stage (Optional):

It is recommended to apply a topcoat layer of either SUZUKA® High Gloss Stone Care or SUZUKA® Natural topcoat, after the surface has dried (after 24 hours). This helps enhance the protection of SUZUKA® TF against dirt, oil, grease, water stains, fungus, mold and weather conditions.



### Curing Time:

- Pot Life: 30 minutes (25 °C)
- Initial Set: 4 hours
- Human Traffic: 24 hours
- Final Curing: 7 days



Scan for video demonstration


## Trowel Floor (TF) Application



Pre-cast Pattern



Timber Pattern



Pitted Pattern



Shutter Pattern

**New!  
Pattern**

Our Exposed Concrete Effect System (ECES) coating highlights the beauty of industrial modernity and minimalism. This simple concrete texture coating suits both interiors and exteriors and is easily applied and maintained on various types of surfaces.



ECES

# ECES

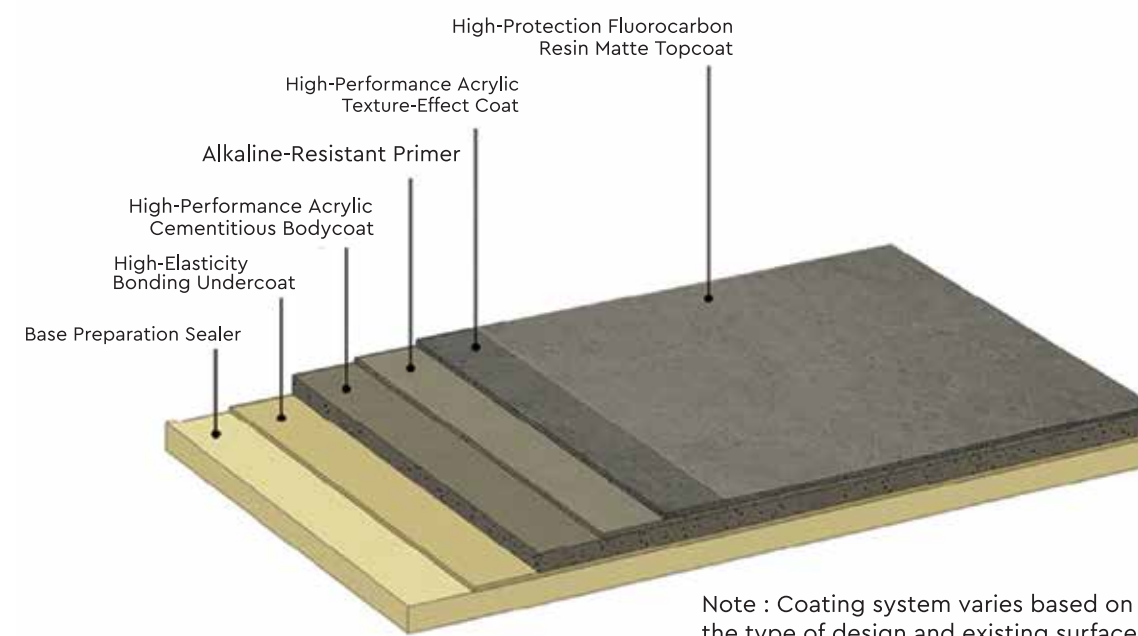
EXPOSED CONCRETE  
EFFECT COATING

Scan for open  
the catalog

# HIGH ENDURANCE



# SPECIAL EFFECT CONCRETE



Note : Coating system varies based on the type of design and existing surface.



INTERIOR & EXTERIOR  
TEXTURE PAINTS



# Strato® Cement Loft Texture

SCT-301

SCT-301

SCT-306

SCT-302

SCT307

SCT-303

SCT-308

SCT-304

SCT-309

SCT-305

SCT-310

Create an everlasting look with Strato® Cement Texture Paint. Whether it's the Industrial, Scandinavian, Contemporary or Minimalistic style you're trying to achieve, the backdrop of the cement render effect can complete the look.



SCT-305



SCT-307



SCT-301

MATTE &  
SMOOTH



Scan for open  
the catalog



Scan for video  
demonstration



SCT-307

SCT-301




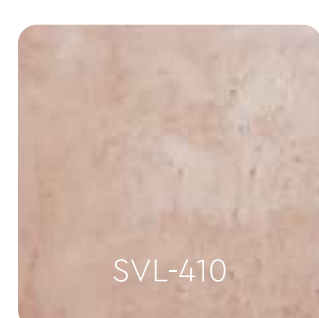
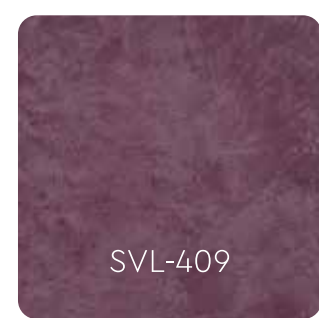


Scan for open  
the catalog

Enhance your interior & exterior space with rich velvety layers of color. Each color brings out a different mood & ambience, find a perfect color that matches your personality.



# Strato® Velours

Strato® Velours Series provides you with sophisticated textures with rich & bold colors for the interior & exterior space.



Scan for video demonstration

MATTE &  
SMOOTH



Scan for open the catalog



# Strato® Cashmere

Strato® Cashmere embodies the pinnacle of elegance in textured coating. Achieved through exquisite layering and delicate craftsmanship, Cashmere's final result gives a sandy & slightly shimmery finish with a subtle hint of sophistication. Ranging in colors, Cashmere can achieve different styles to complement your décor.

SCH-008



SCH-001




SCH-006




SCH-011



SCH-016




SCH-021



SCH-002



SCH-007



SCH-012



SCH-017



SCH-008



SCH-003



SCH-008



SCH-013



SCH-018



SCH-004



SCH-009



SCH-014



SCH-019



SCH-006



SCH-005



SCH-010



SCH-015



SCH-020



SCH-003

SANDY & SLIGHT METALLIC



Scan for video demonstration



Scan for open the catalog



SRT-201



SRT-203



SRT-209



SRT-203



SRT-203



SRT-232




Scan for video demonstration

Strato®

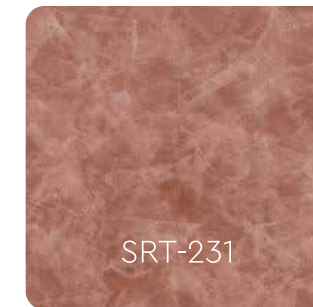
Taffeta

INTERIOR TEXTURE PAINTS

SRT



SRT-214



SRT-231



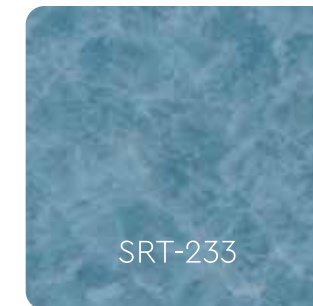
SRT-219



SRT-232



SRT-225



SRT-233

SRT-219

Taffeta features a vibrant collection of pearl-infused pastel colours, creating a soft and radiant ambiance for your space.

SMOOTH & SHIMMERING



Scan for open the catalog

Strato®

# SATIN

The Strato® Satin collection highlights an array of soft-hued silky colours, creating a creamy and pearly finish for a sophisticated and refined look. Pick from a range of light to dark pastel tones to match any kind of environment, whether it's a bedroom, café, or office space.

STS-509

STS-501

STS-501

STS-502

STS-503

STS-504

STS-505

STS-506

STS-507

STS-508

STS-509



Scan for video demonstration



STS-507



STS-504

CREAMLY & PEARL FINISH



Scan for open the catalog

# MODENA COATING

SPECIAL EFFECT COATING



Scan for open  
the catalog

MQ-02-S



MG-01-R  
Stucco Press



MM-02-S  
Provence Bay



MS-00-S  
Sketchy Brush



MH-04-S  
Glass Fragment



MK-05-S  
Crepe Comb



MAR-06-R  
Random Strands



MD-07-S  
Sand Stone



MAV-08-R  
Vertical Strands



MQ-09-S  
Bar Comb

Easily applicable and highly durable, Modena Coating uses unique textures inspired by classic styles – from Mediterranean to Ancient Oriental – on soft colour tones, creating a signature look for your space. All texture patterns are customizable in colour.

MAR-07-R

MAR-10-R

MD-02-S

# LUXURY STYLE



MK-01-S



MC-01-R

MF-01-S



MF-04-F



MAH-10-R  
Horizontal Strands



MN-11-S  
Rainbow Waves



MT-12-S  
Block Stamp



ME-13-S  
Hairlines



MR-14-R  
Rough Desert



MO-00-S  
Suede Surface



MU-09-S  
Rocky Stripes



MP-01-R  
Linear Rough



MF-04-S  
Pointed Comb



MC-03-R  
Bumpy Spray



MC-01-R




MC-03-R

# SGM

SUZUKA® GRANI  
MULTICOLOR



Scan for open  
the catalog



G  
TYPE

Smooth Surface

S  
TYPE

Sand Surface

Embrace the look of authentic granite with our SGM finish. Created using cutting-edge technology which enables each capsule to carry its own unique colour, this material also helps to protect the exterior of buildings against wear and tear. Its colors can be customized to suit your design and match existing granite


# EXCELLENT DURABILITY




SGM-G



SGM-G-101



SGM-G-102




SGM-G-109



SGM-G-116



SGM-G-117



SGM-G-132

SGM-S



SGM-S-304



SGM-S-305



SGM-S-310



SGM-S-311



SGM-S-315



SGM-S-311

# SGM Coating System







MAGIC GRANITE /  
STONY COAT /  
CERAMIC COAT



Scan for open  
the catalog

# TEXTURE COATING





MGM-309

MGM-318

MGM-324

MGM-303

MGM-301

MGM-307

MGM-310

MGM-310


MGM-314

MGM-321



# MAGIC GRANITE

This finish uses inorganic mineral flakes to create an exquisite granite look equally at home in private residences and commercial buildings. Its color can be customized to suit your design or to match existing granite.



REFINED & TIMELESS



# STONY COAT

Using a combination of color sands, Suzuka Stony Coat crafts the authentic effects of natural stones. Its granular surface gives the wall a bold and prominent finish. Its colors can be customized to suit your design and decor.





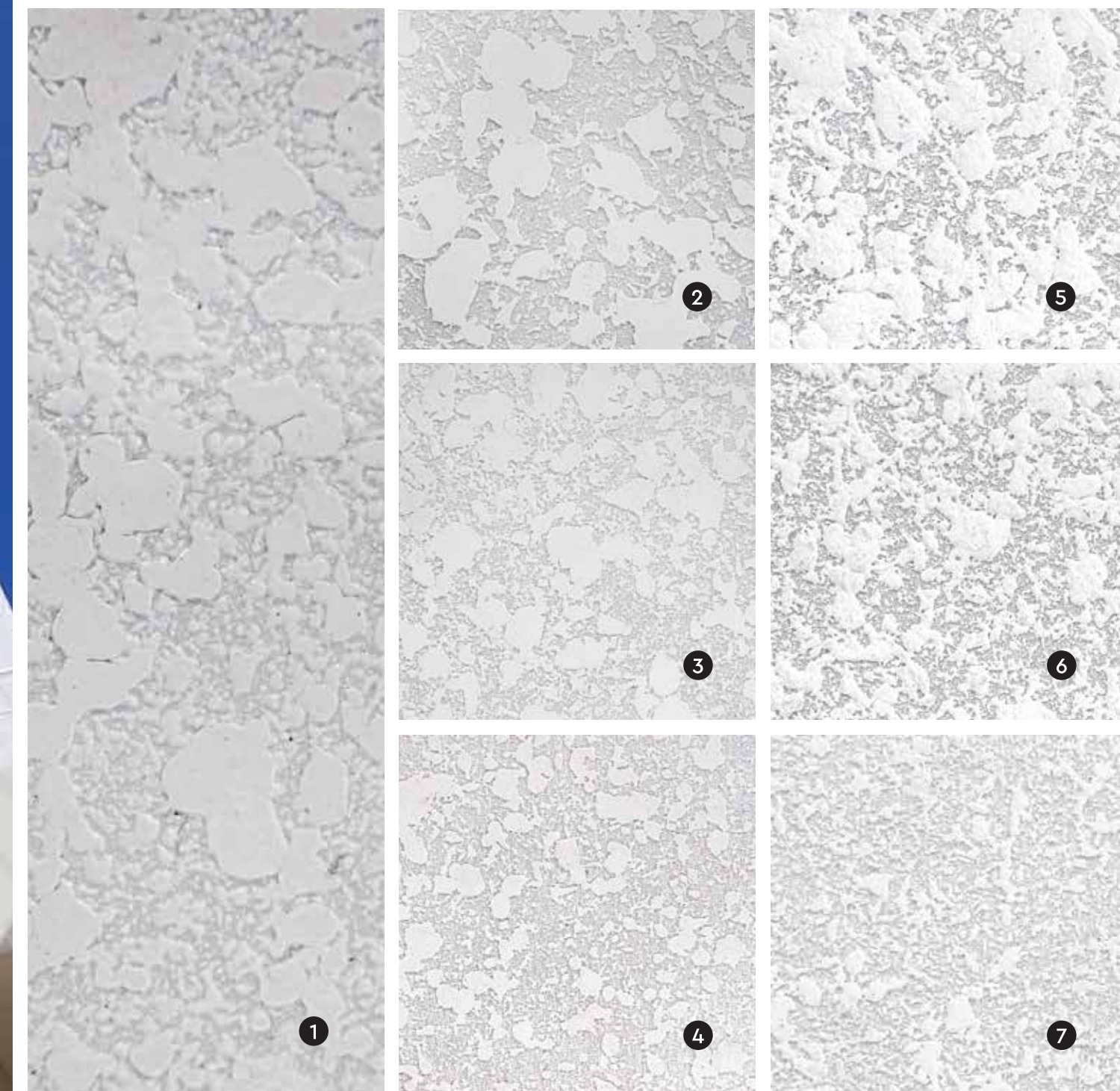
# CERAMIC COAT

Ceramic Coating: An understated yet elegant finish ideal for large buildings. Suzuka's ceramic coatings offer high strength, high fracture toughness and require minimal maintenance.

# JUMBO SPRAY TILES



Scan for open  
the catalog



Thick, strong and easily applicable are some of the characteristics of our Jumbo Spray Tile. Inspired by the classic hue, our Jumbo Spray Tile offers the flexibility in texture patterns to create a classic or modern look for your interior and exterior building.

- |                             |                      |                    |
|-----------------------------|----------------------|--------------------|
| 1 Jumbo Head Cut - PU Gloss | 4 Jumbo Head Cut - S | 6 Jumbo Normal - M |
| 2 Jumbo Head Cut - L        | 5 Jumbo Normal - L   | 7 Jumbo Normal - S |
| 3 Jumbo Head Cut - M        |                      |                    |

# KAST BOND

## Waterproofing Building Material

Our waterproofing technology originates from Japan and stems from almost 40 years of chemical engineering experience. Backed by test results from SIRIM & Singapore Green Label, Suzuka is dedicated to ensuring the strength, performance and durability of its KASTBOND waterproofing technology.

This is because we understand that any lapses in the waterproofing process can lead to an array of costly and dire consequences later on, such as restoration and remodeling. Waterproofing is just one of those things that needs to be done right the first time.



Scan for open the catalog



**Conventional Choice** **jamesBOND<sup>b2</sup>**

james'BOND<sup>b2</sup> is two components cementitious waterproofing slurry with high quality polymer that is able to seal the hairline cracks and protect against chemicals.

Shelf life : 6 months  
Applications : 2 Part, Intercoat.  
Packing : Liquid Component 10 kgs + Powder Component 20 kgs

**Advantages**

- Superior void & crack filling properties.
- Easy to mix & apply.
- Great adhesion, anti-cracking & peeling off.
- Top water, fungus & chemical resistance.
- Eco-Friendly & Water based.

**Sirim Results**

Tensile Strength ASTM D 412:06	30.1 kgf/cm <sup>2</sup>
Elongation at Break ASTM D 412:06	34.2 %
Tear Strength ASTM D 1004:13	24.4 kN/m
Water Vapor Transmission Rate/ ASTM E 96:13	2.7 g/h.m <sup>2</sup>
Hardness ASTM D 2240:05	63 (Shore D)

**Professional Choice** **topBOND<sup>t7</sup>**

topBOND<sup>t7</sup> is an elastomeric waterproofing membrane based on specially modified acrylic polymer. It provides protection and shows significant advances in film build, elongation, adhesion, penetration, application and durability.

Shelf life : 1 year  
Applications : 1 Part, premixed. Topcoat.  
Packing : 5 kgs or 20 kgs

**Advantages**

- Superior void & crack filling properties.
- Outstanding exterior durability. UV, infrared & ozone resistance.
- Eco-Friendly & Water based.
- Great adhesion, anti-cracking & peeling off.
- Top water, fungus & chemical resistance.
- Excellent dirt pick up properties.
- Excellent elongation properties.
- Easy to apply with good film build.

**Sirim Results**

Tensile Strength ASTM D 412:06	22.4 kgf/cm
Elongation at Break ASTM D 412:06	288.7 %
Tear Strength ASTM D 1004:13	16.9 kN/m
Water Vapor Transmission Rate/ ASTM E 96:13	1.5 g/h.m

**Green & Quick Choice** **eziBOND<sup>i5</sup>**

eziBOND<sup>i5</sup> is a high quality single component waterproofing membrane based on specially modified acrylic polymer. It provides protection and shows significant advances in film build, elongation, adhesion, penetration, application and durability.

Shelf life : 1 year  
Applications : 1 Part, premixed. Intercoat.  
Packing : 5 kgs or 20 kgs

**Advantages**

- Superior void & crack filling properties.
- Top water, fungus & chemical resistance.
- Easy to apply with good film build.
- Eco-Friendly & Water based.
- Excellent elongation properties.
- Great adhesion, anti-cracking & peeling off.

**Sirim Results**

Elongation at Break ASTM D 412:06	764.8 %
Water Vapor Transmission Rate/ ASTM E 96:13	2.1 g/h.m
Hardness ASTM D 2240:05	37.4 (Shore A)

**Economical Choice** **bitBOND<sup>k3</sup>**

bitBOND<sup>k3</sup> is a bituminous waterproofing membrane incorporated with special high tech binder that provides good adhesion properties.

Shelf life : 1 year  
Applications : 1 Part, premixed. Intercoat.  
Packing : 5 kgs or 20 kgs

**Advantages**

- Can be applied on wet surfaces.
- Easy to apply
- Excellent elongation properties.
- Great adhesion, anti-cracking & peeling off.
- Great chemical resistance.

**Sirim Results**

Tensile Strength ASTM D 412:06	10.2 kgf/cm
Elongation at Break ASTM D 412:06	574.8 %

COMING SOON



COMING SOON



"Perfect blended to be New product"



DS-0214 | Rustic stacked stone




DS-0714 | River Stone

MIXED

Wall Product



Long piece pattern




Short piece pattern


Wall Product



Mixed pattern



Short piece



Long piece

COMING SOON



# KRETERRA

*Loft* Floor

COMING SOON



# COBBLESTONE PANEL



*Floor Product*




Charcoal

Granit


Cream

Mixed Tone

Terra Cotta




Brick pattern



Straight pattern



Cycle pattern



*Floor Product*

# KASTONE® 3D AIR PANNEL

## Product Features




## Raw Concrete



## Rammed Earth



## Ripple Line



## Wood Concrete

